

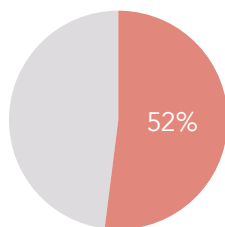
Congressional Ethics Enforcement: 2009 - 2020

Senate Ethics Committee v. Office of Congressional Ethics

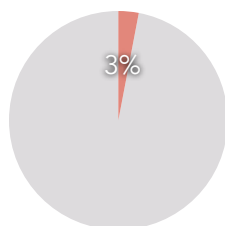
	Investigations		Dismissals		Violations		Public Reports	
Year	Senate	OCE	Senate	OCE	Senate	OCE	Senate	OCE
2009-2010	25	69	16	46	1	22	3	23
2011-2012	13	32	6	15	2	13	2	15
2013-2014	2	36	1	20	0	16	0	18
2015-2016	12	35	8	17	0	18	0	16
2017-2018	27	22	13	9	1	11	1	13
2019-2020	43	18	19	11	0	7	0	7
TOTAL	122	212	63	118	4	87	6	92

% of investigated Senate complaints that:

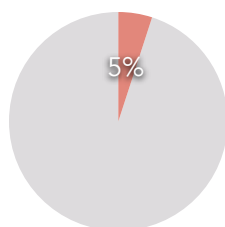
were dismissed



resulted in a finding of violation

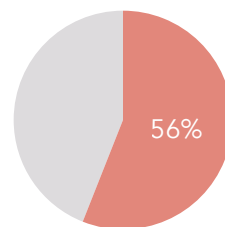


produced a public report

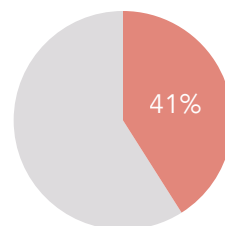


% of investigated OCE complaints that:

were dismissed



resulted in a finding of violation



produced a public report

